

OFFICE/RETAIL  
FOR LEASE

# SARATOGA

**SAMISH WAY BUILDING FOR LEASE**

**110 N SAMISH WAY, BELLINGHAM**



## **PRICE NEGOTIABLE**

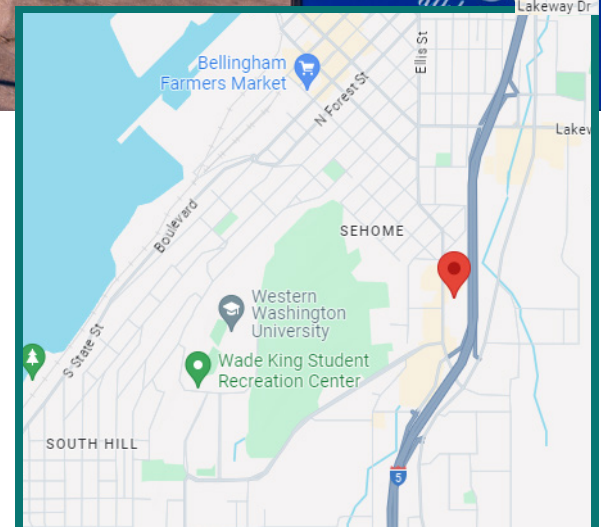
**3,500 - 16,000 SQUARE FEET**

**3,500 SF OFFICE SPACE \$18/SF/YR**

**4,500 SF OFFICE SPACE \$16/SF/YR**

**8,000 SF INDUSTRIAL SPACE \$0.85/SF/MO**

- Sprinkled building
- Onsite parking
- Close proximity to Western Washington University
- Zoned Samish commercial core



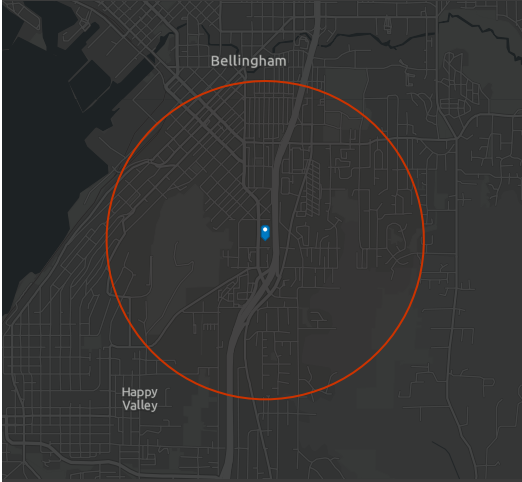
**Amia Froese, CCIM, CPM**  
[amia@saratogaRE.com](mailto:amia@saratogaRE.com)  
360.610.4331

**saratogaRE.com**  
228 E CHAMPION, STE 102  
BELLINGHAM, WA 98225

## DEMOGRAPHIC PROFILE

110 N Samish Way, Bellingham, Washington, 98225

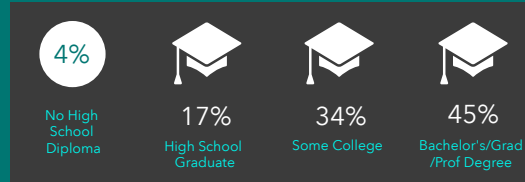
Ring of 1 mile




This infographic contains data provided by Esri. The vintage of the data is 2022, 2027. © 2021 Esri

Source: This infographic contains data provided by Esri. The vintage of the data is 2022, 2027.

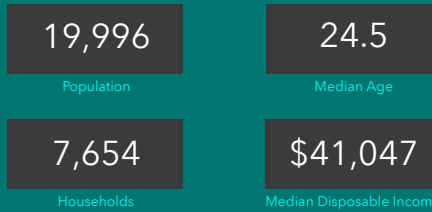
### EDUCATION



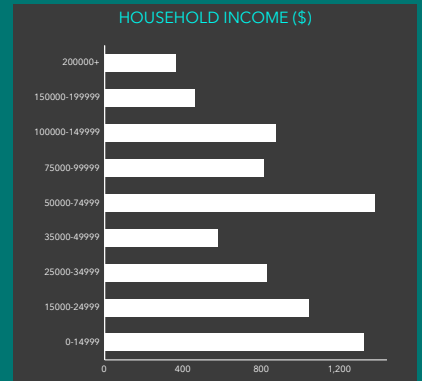
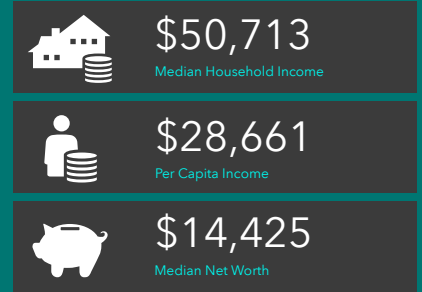
### EMPLOYMENT



### KEY FACTS



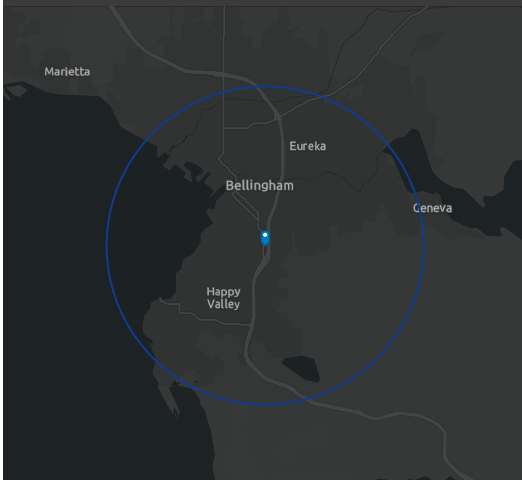
### INCOME



## DEMOGRAPHIC PROFILE

110 N Samish Way, Bellingham, Washington, 98225

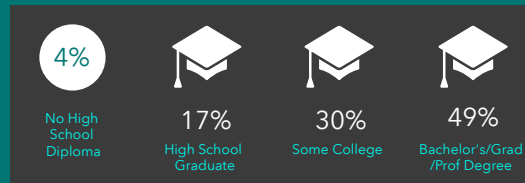
Ring of 3 miles




This infographic contains data provided by Esri. The vintage of the data is 2022, 2027. © 2021 Esri

Source: This infographic contains data provided by Esri. The vintage of the data is 2022, 2027.

### EDUCATION



### EMPLOYMENT



### KEY FACTS



### INCOME

