


RETAIL SPACE
FOR LEASE

SARATOGA

FOUNTAIN DISTRICT RETAIL

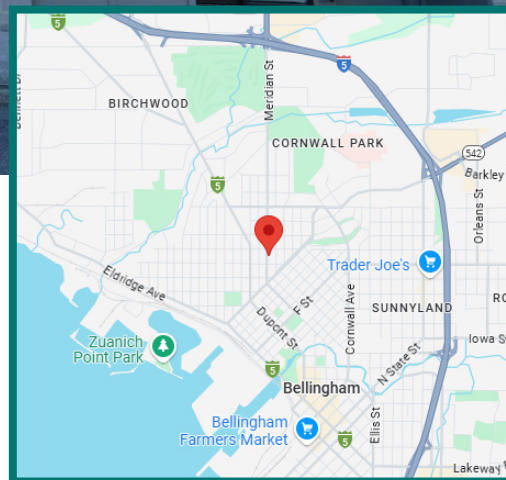
2522 MERIDIAN STREET, BELLINGHAM



344 Square Foot Groundfloor Studio

\$763/MO GROSS LEASE + POWER

- *Excellent Frontage on Meridian Street.*
- *Centrally Located in Bellingham's thriving Fountain District.*
- *Ideal for a small office or retail tenant.*



Elliott Kophs
elliott@saratogaRE.com
360.610.4980

saratogaRE.com

228 E CHAMPION, STE 102, BELLINGHAM, WA 98225

INFORMATION CONTAINED HEREIN HAS BEEN OBTAINED FROM SOURCES DEEMED RELIABLE, BUT NOT GUARANTEED. LESSEE TO VERIFY.







DEMOGRAPHIC SUMMARY

2522 Meridian St, Bellingham, Washington, 98225

Ring of 1 mile

KEY FACTS

13,411

Population



5,733

Households

40.2

Median Age

\$73,165

Median Disposable Income

EDUCATION

4%

No High School Diploma



15%

High School Graduate



30%

Some College



52%

Bachelor's/Grad/Prof Degree

INCOME



\$86,077

Median Household Income



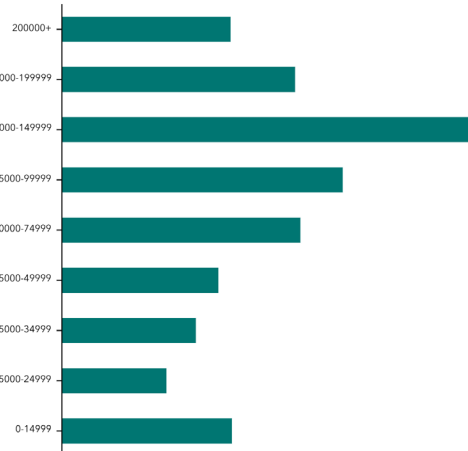
\$46,428

Per Capita Income

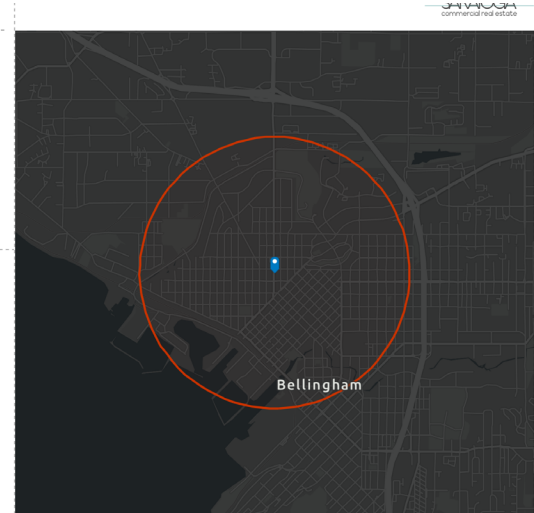


\$204,475

Median Net Worth



HOUSEHOLD INCOME



EMPLOYMENT

73%

White Collar

14%

Blue Collar

17%

Services

4.4%

Unemployment Rate

Source: Esri. The vintage of the data is 2024, 2029.

© 2025 Esri

1 MILE RADIUS

DEMOGRAPHIC SUMMARY

2522 Meridian St, Bellingham, Washington, 98225

Ring of 5 miles

KEY FACTS

112,529

Population



47,911

Households

35.5

Median Age

\$61,403

Median Disposable Income

EDUCATION

5%

No High School Diploma



17%

High School Graduate



30%

Some College



48%

Bachelor's/Grad/Prof Degree

INCOME



\$74,799

Median Household Income



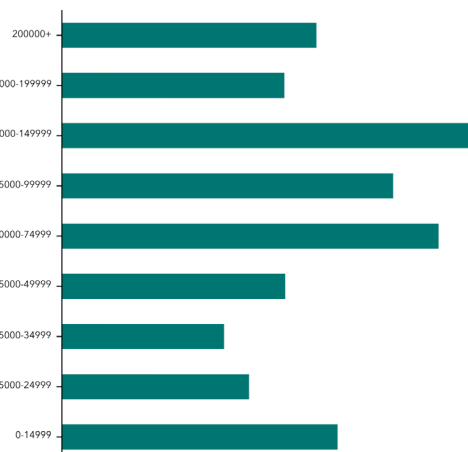
\$44,295

Per Capita Income

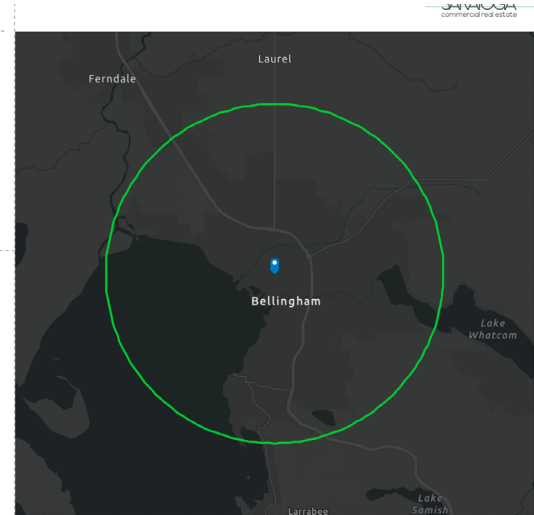


\$134,139

Median Net Worth



HOUSEHOLD INCOME



EMPLOYMENT

65%

White Collar

18%

Blue Collar

20%

Services

4.5%

Unemployment Rate

Source: Esri. The vintage of the data is 2024, 2029.

© 2025 Esri

5 MILE RADIUS